
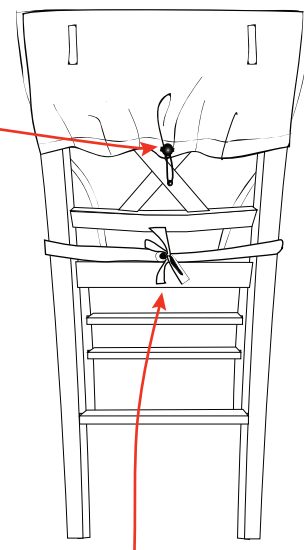
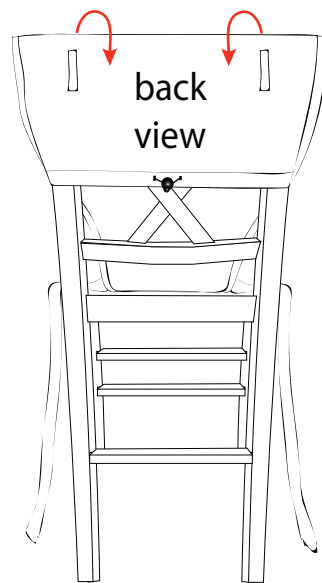


instructions :

- 1** Hook the back panel over the back of the chair and lay the seat out flat



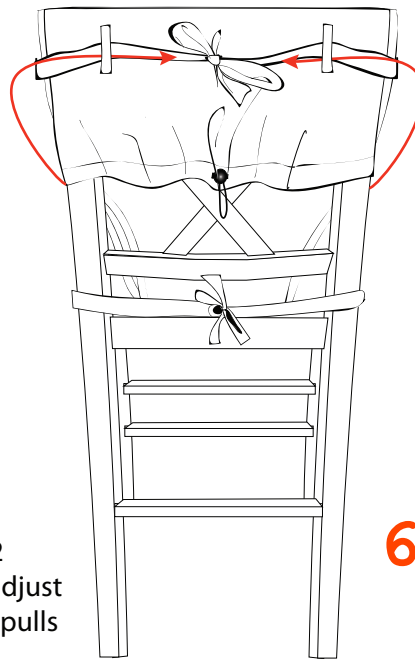
- 2** Secure the back panel to the chair by tightening the pull stop



- 3** Bring the ties located at the middle of the seat to the back of the chair and tie them together with a strong double knot

- 4** Secure the harness ties by bringing them to the back of the chair and lacing them through the belt loops at the top back panel

Tie the straps together with a strong double knot and then place the child in the seat facing forward with their legs through the sides while keeping the child supported at all times



- 5** Buckle the child in by fastening the 2 buckles on the shoulder straps and adjust the length of the straps with the bar pulls to fit the child snugly



- 6** Once the child is in place, tighten and re-tie the harness ties at the upper back (while still laced through the belt loops) in a strong double knot to ensure a snug and secure fit

**the child must be within your arm's reach
at all times while using mylittleseat**